

TQPW

Small Sewage lifting Device

Production Catalogue





1. General Introduction

TQPW is an advanced application solution specially developed for sewage lifting treatment, which is suitable for non-corrosive sewage in almost all environments, such as water, fecal sewage, rainwater and so on. System automatically collects, stores and lift the sewage to the municipal sewage network. It is featured with small structure, reliable quality and environmental friendly.

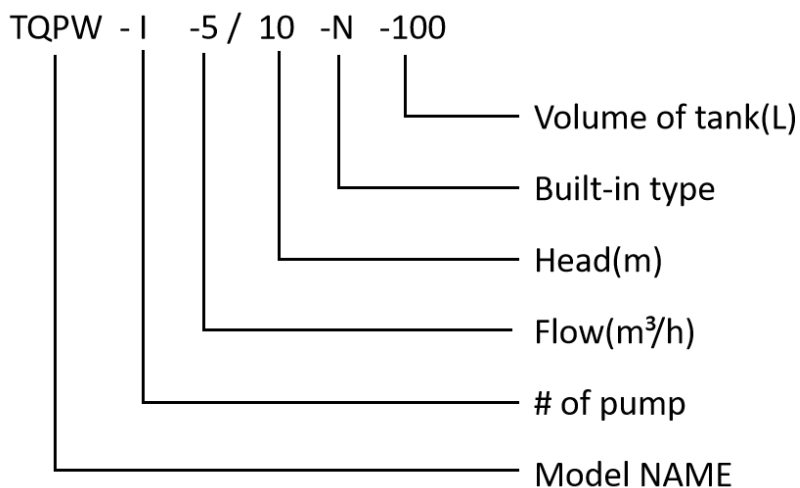
2. Advantages

- Completely sealed with no air pollution design
- Compact Structure and small space occupation
- Different direction inlet selection for easy installation
- Easy pump maintenance (pump auto-coupling installation)
- Overflow protection

3. Application

Commonly used in the small flow and small head occasion such as villa, club and small shopping centre

4. Model Meaning



5. Unit

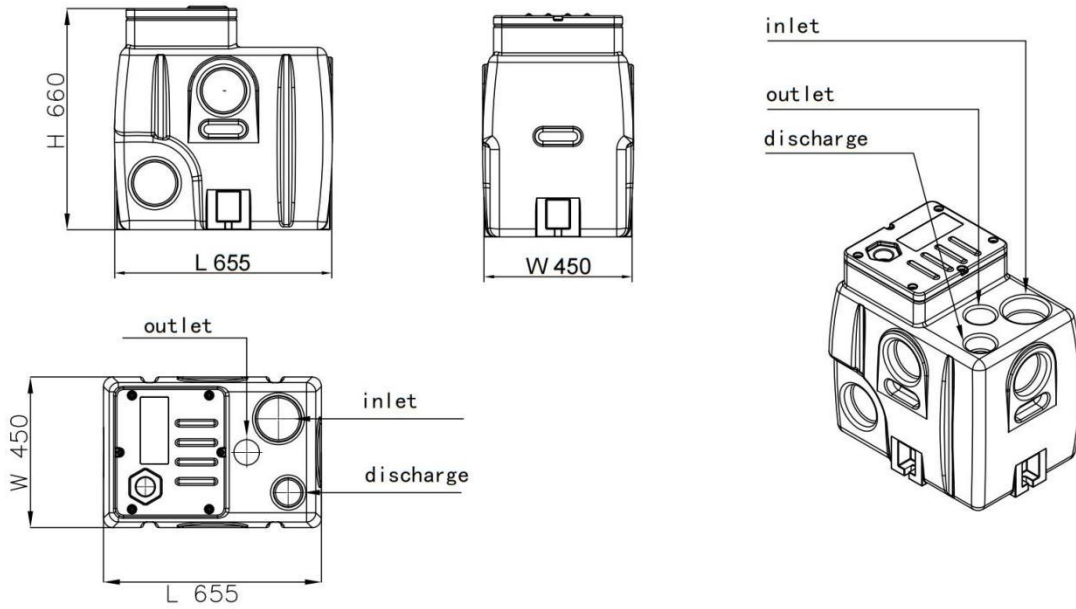
The sewage lifting equipment consists of four main units.

Unit	Picture	Specification
High Efficiency Submersible Sewage Pump Unit		<ol style="list-style-type: none"> 1) # of pump: 1 or 2 (one use one spare) 2) Equipped with cutting disc 3) Insulation class: Grade F 4) Protection Class: IP68 5) Auto-coupling Installation (Guide Rail included)
PE Water tank	 <p style="text-align: center;">Two pump type One pump type</p>	<ol style="list-style-type: none"> 1) Made of anti-corrosion material PE (polyethylene) 2) Three types of volume for different sewage volume:100L;250L ;500L 3) Spare inlets on each side of tank so that the equipment can be connected to inlet pipes from the direction. 4) Hermetically sealed and no odor pollution 5)The PE water tank is a mold product so that the size cannot be customized.
Pipeline System		<ol style="list-style-type: none"> 1) SS304 material of flange, valve and pipeline; corrosion resistance 2) Special design that can automatically flush the inner of tank, mixing the sediment at the bottom into a suspended substance and be discharged
Water Control System (Control Cabinet and Float switch)		<ol style="list-style-type: none"> 1) Famous brand's electronic components 2) Float switch control as standard; probe or other liquid level probe are optional as request 3) Standard function for two pump model: <ol style="list-style-type: none"> a. Automatically switch the running pump b. One pump run at the high water level and two pumps run at the super high water level to prevent leakage

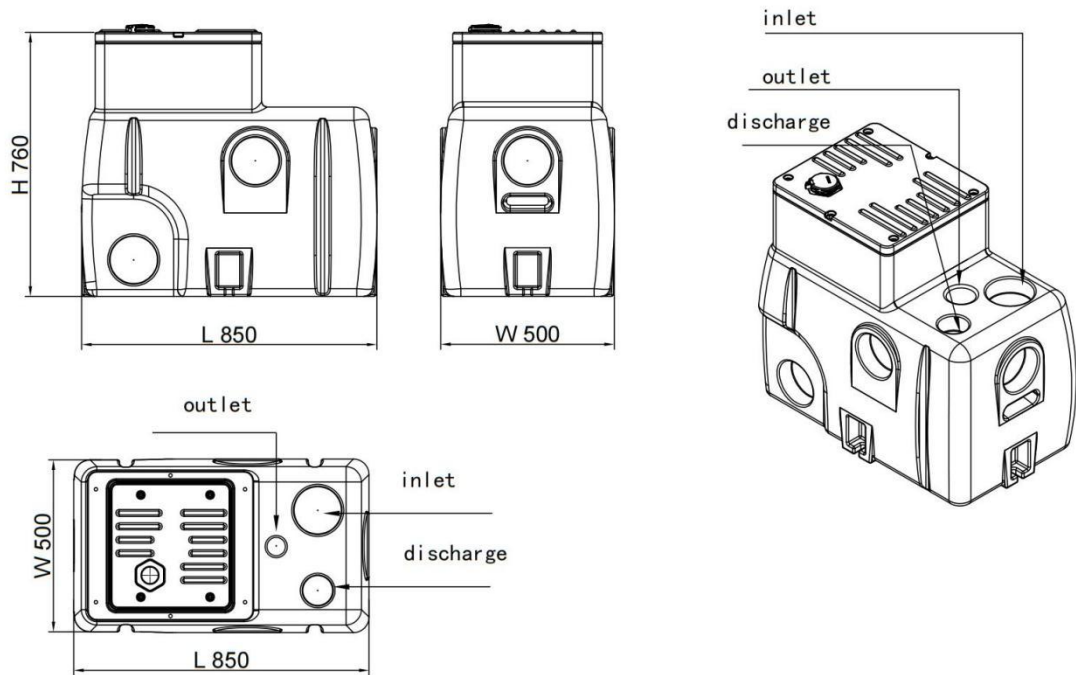
	Model	PUMP				PE Water Tank					Pipeline	Control Cabinet model
		#of Pump	Capacity	Head	Unit Pump power(kw)	Vol.	Inlet Dia.	Outlet Dia.	Vent Dia.	Outline Dimension		
			(m³/h)	(m)		(L)	(mm)	(mm)	(mm)	(mm)		
1	TQPW-I-5/8-N-100	1	5	8	0.75	100L	Ø100	Ø50	Ø50	655*450*660	DN65*1	TQK-1L-0.75
2	TQPW-I-7/6-N-100		7	6	0.55							TQK-1L-0.55
3	TQPW-I-7/9-N-100		7	9	0.75							TQK-1L-0.75
4	TQPW-I-9/7-N-100		9	7	0.55							TQK-1L-0.55
5	TQPW-I-9/10-N-100		9	10	0.75							TQK-1L-0.75
6	TQPW-I-5/12-N-250		5	12	1.1	250L	Ø100	Ø65	Ø50	850*500*760	DN65*1	TQK-1L-1.1
7	TQPW-I-5/15-N-250		5	15	1.5							TQK-1L-1.5
8	TQPW-I-5/13-N-250		5	13	1.1							TQK-1L-1.1
9	TQPW-I-9/14-N-250		9	14	1.1							TQK-1L-1.1
10	TQPW-I-11/9-N-250		11	9	1.1							TQK-1L-1.1
11	TQPW-I-11/13-N-250		11	13	1.5							TQK-1L-1.5
12	TQPW-I-11/22-N-250		11	22	2.2							TQK-1L-2.2
13	TQPW-II-5/8-N-500	2	5	8	0.75	500L	Ø100	Ø80	Ø100	900*850*900	DN65*2	TQK-2L-0.75
14	TQPW-II-5/12-N-500		5	12	1.1							TQK-2L-1.1
15	TQPW-II-5/15-N-500		5	15	1.5							TQK-2L-1.5
16	TQPW-II-7/6-N-500		7	6	0.55							TQK-2L-0.55
17	TQPW-II-7/9-N-500		7	9	0.75							TQK-2L-0.75
18	TQPW-II-7/13-N-500		7	13	1.1							TQK-2L-1.1
19	TQPW-II-9/7-N-500		9	7	0.55							TQK-2L-0.55
20	TQPW-II-9/10-N-500		9	10	0.75							TQK-2L-0.75
21	TQPW-II-9/14-N-500		9	14	1.1							TQK-2L-1.1
22	TQPW-II-11/9-N-500		11	9	1.1							TQK-2L-1.1
23	TQPW-II-11/13-N-500		11	13	1.5							TQK-2L-1.5
24	TQPW-II-11/22-N-500		11	13	1.5							TQK-2L-2.2

6. Outline Dimension

volume 100L installation diagram



volume 250L installation diagram



volume 500L installation diagram

